

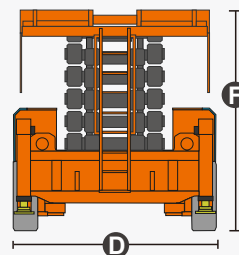
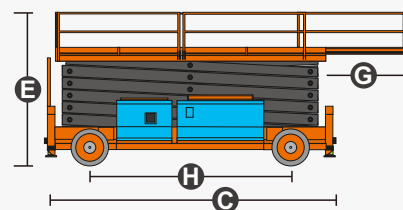
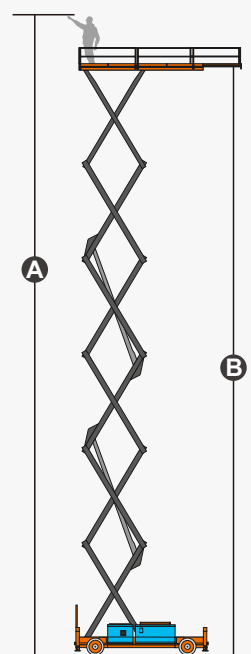
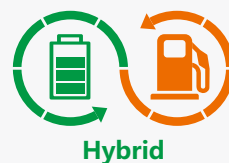
SPECIFICATIONS

| Dimension | Metric | British |
|-------------------------------------|-------------|------------------|
| Max. Working Height A | 37.00m | 121ft 5in |
| Max. Platform Height B | 35.00m | 114ft 10in |
| Overall Length C | 8.00m | 26ft 3in |
| Overall Width D | 3.00m | 9ft 10in |
| Overall Height(Rails Up) E | 4.20m | 13ft 9in |
| Overall Height(Rails Down) F | 3.25m | 10ft 8in |
| Platform Size(Length ×Width) | 7.46m×2.80m | 24ft 6in×9ft 2in |
| Platform Extension Size G | 2.25m | 7ft 5in |
| Ground Clearance | 0.35m | 1ft 2in |
| Wheelbase H | 5.50m | 18ft |
| Turning Radius(Inside/Outside) | 5.50m/9.00m | 18ft/29ft 6in |
| Tyres | Φ1025×365mm | Φ1025×365mm |

| Performance | | |
|--------------------------------|------------|------------|
| S.W.L | 750kg | 1654lb |
| S.W.L on Extension | 750kg | 1654lb |
| Max. Occupants(Indoor/Outdoor) | 4/4 | 4/4 |
| Gradeability | 25% | 25% |
| Travel Speed(Stowed) | 2.7km/h | 1.68mph |
| Travel Speed(Raised) | 0.2km/h | 0.12mph |
| Max. Working Slope | X-2°/Y-3° | X-2°/Y-3° |
| Up/Down Speed | 180/175sec | 180/175sec |

| Weight | | |
|----------------|---------|---------|
| Overall Weight | 39500kg | 87083lb |

| Power | | |
|--------------------------|---------------------------------|---------------------------------|
| Diesel Engine(generator) | 'KUBOTA Z482 (9.8kW/3600rpm) | 'KUBOTA Z482 (9.8kW/3600rpm) |
| Diesel Tank | 130L | 34gal |
| Hydraulic Tank | 600L | 159gal |
| Lithium Battery | 80V/660Ah | 80V/660Ah |
| Charger | 80V/80A | 80V/80A |
| Driving Motor | 4×56VDC/6.0kW | 4×56VDC/6.0kW |
| Lifting Motor | 2×53VAC/28kW | 2×53VAC/28kW |



FEATURES

Standard Items

- Proportional Joystick Controls
- Self-lock Gate On Platform
- Automatic One-Way Platform Extension Deck
- Four-Wheel Drive
- Four-Wheel Steering
- Drivable At Full Height
- Automatic Brake System
- Self-Weight Lowering System
- Cylinder Holding Valve
- Onboard Diagnostic System
- Tilt Alarm
- All Motion Alarm
- Horn
- Hour Meter
- Flashing LED Beacon
- Foldable Guard Rails
- Drive Enable
- Manual Brake Release
- Lanyard Attachment Point
- Tie-Down And Lifting Points
- Automatic Leveling Hydraulic Outriggers
- Anti-Restart Engine Protection
- Emergency Stop Button
- Platform Load Sense System
- Manual Safety Pump



ZHEJIANG DINGLI MACHINERY CO., LTD.

Address: No.188 Qihang Road, Deqing, Zhejiang P.R.C 313219

Telephone: +86(572)8681688

E-Mail: export@cndingli.com

<https://en.cndingli.com>

Due to continuous technology updates, technical parameters are subject to change without notice. This picture book is for reference only, the actual product shall prevail. The copyright is owned by zhejiang dingli, any content may not be copied for any purpose without written permission.

2024-05

